

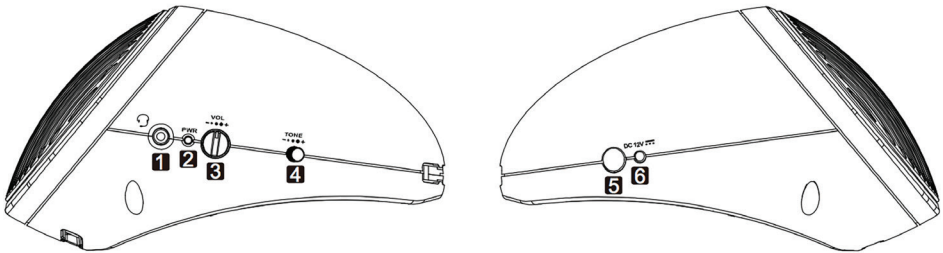
HELIX mini®



OPERATION MANUAL V1.0

PARALLEL AUDIO®

Parts and Functions



1. Mic input for headset, lavalier or wired microphone
2. Power/battery low indicator LED
3. Power/volume control
4. Tone control
5. Charging port
6. Charging indicator LED

Standard Configuration

- Belt-pack amplifier
- Headset microphone
- Switching adaptor (12V DC, 1A)
- Φ 3.5mm signal cable (100cm)
- Waist belt
- Speaker pouch
- Operation manual
- NiMH battery (1.2V / 2100 mAh)

Optional Accessories

1. Lavalier microphone
2. Mini wired microphone (Φ 3.5mm phone jack + cable)

Microphone Input Options (Not Included)

Headset Microphone



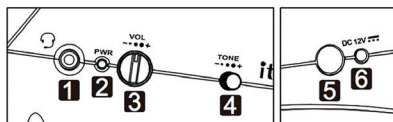
Lavalier Microphone



Mini Wired Microphone



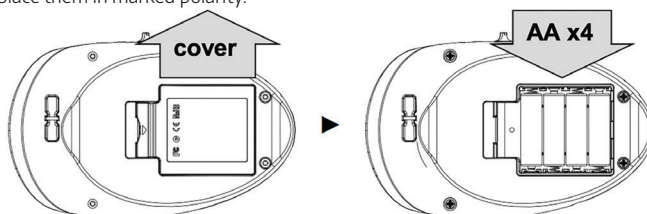
Operating Instructions



1. Please beware of battery polarity when installing the rechargeable batteries. Before first usage, please charge the batteries for at least 6 hours. Thereafter 6 to 8 hours of charging is necessary when batteries become weak.
2. This unit is delivered with adjustable waist belt. It can be belt-packed or shoulder-strapped.
3. Set volume **3** and tone **4** to minimum level before power on. After turning this unit on, adjust volume and tone controls gradually till maximum gain before feedback.
4. Insert the microphone plug completely into the MIC IN socket **1** to get the full contact, otherwise contact noise may occur due to loose contact. Adjust the microphone to as near the mouth as possible to get the best voice pickup.
5. Microphone and speaker should always maintain a certain distance apart to prevent feedback noise.

Battery Installation

HELIX-mini uses 4 AA-sized batteries to operate. To install the batteries, please open the cover of the battery compartment, then place them in marked polarity.



Battery Charging

- After switching on, the Power/battery low indicator LED **6** will glow GREEN to indicate sufficient power. If this LED glows RED, it means the power is too low and battery recharge is necessary (only for NiMH type).
- This product includes an intelligent charging circuit. The charging indicator LED glows RED during charging process. It turns GREEN when batteries are fully charged and the charging process will automatically stop to prevent overcharge to batteries.
- When the charging indicator LED flashes RED, a charging error has occurred. Causes include that the rechargeable batteries have reached life span or batteries are not chargeable type.
- This product can be operated even during charging process.

Cautions

- This product uses 4 x AA size batteries. Alkaline or NiMH types are recommended. Do not attempt to recharge non-NiMH batteries in this product.
- It is advised not to pull and plug in the microphone contact frequently to prevent loose contact.
- When battery operating hour shortens tremendously or can not be charged, it means their life span has been reached and a new set of batteries is necessary. When changing the batteries, please replace all of them at the same time. Please do not mix and use new and old batteries together.

PARALLEL AUDIO WARRANTY INFORMATION – 5 Year Warranty Term

Consumer Guarantees

When you purchase a NAS distributed product, you have the peace of mind in knowing that your product is covered by the NAS warranty. The NAS warranty is provided by:

In Australia: National Audio Systems Pty Ltd, ABN 50 085 679 894 [‘NAS’], 127 Merrindale Drive, Croydon, Victoria 3136.

In New Zealand: NAS Solutions Limited, NZBN 9429046800992 [‘NAS’], 7F Douglas Alexander Parade, Rosedale, Auckland 0632.

The Australian Consumer Law protects consumers by giving them certain guaranteed rights when they buy goods and services. Rights guaranteed under the Australian Consumer Law include:

- The goods are of acceptable quality;
- The goods match their description or any sample or demonstration model;
- The goods are fit for any represented purpose or purpose which the consumer has made known;
- Repairs and spare parts are reasonably available (unless notice has been provided that repairs or spare parts would not be available); and
- The services are carried out with reasonable care and skill and are completed within a reasonable time

These rights are called ‘Consumer Guarantees’ and apply automatically whenever goods or services are supplied to a consumer. These Consumer Guarantees cannot be refused, changed or limited.

Consumer Guarantees have no set time limit and depending on the price and quality of goods a Consumer may be entitled to a remedy after any manufacturers’ or NAS’s extended warranty has expired.

The Specific Warranty Table Information outlines the warranty period, warranty type and any specific exclusions for your NAS product. NAS considers the warranty period specified in the Specific Warranty Table to be a reasonable warranty period having regard to the price, design, manufacture and expected use of the product.

General Warranty (‘Warranty’)

NAS products come with guarantees that cannot be excluded under the Australian Consumer Law. You are entitled to a replacement or refund for a major failure or if the goods fail to be of acceptable quality. You are also entitled to have the goods repaired or replaced if the goods fail to be of acceptable quality and failure does not amount to a major failure. What constitutes a major failure is set out in the Australian Consumer Law.

Subject to the terms and conditions set out below, and unless otherwise specified in the Specific Warranty Information for your NAS product, NAS agrees to repair or replace, at NAS’s cost, the NAS product purchased by you in Australia or New Zealand from NAS or a NAS authorised reseller when the product does not perform substantially in accordance with the specifications during the warranty period specified in the Specific Warranty Table for your NAS product. NAS makes no other express warranties in respect of your NAS product. To make a claim under this Warranty, valid proof of purchase must be presented when the warranty claim is made, along with any other required information. The Warranty offered by NAS is not transferable.

The Warranty will only apply if your NAS product has been installed and used in accordance with NAS’s recommendations as noted in the operating instructions.

Warranty Exclusions

The Warranty does not cover damage caused by;

- Misuse or abuse of the product by You;
- Incorrect operation or not following the operation instructions (as noted in the operating instructions);
- Improper installation;
- Incorrect or improper maintenance or failure to maintain the product;
- Failure to clean or improper cleaning of the product;
- Incorrect voltage or non-authorised electrical connections;
- Adverse external conditions such as incorrect or fluctuations in electrical voltage, thunderstorm activity, acts of God, acts of terrorism, damage caused by vermin, or any other circumstance beyond NAS’s control;
- Exposure to excessive heat, moisture or dampness;
- Exposure to abnormally corrosive conditions;
- Alterations or modifications to the product made by You or a third party; or
- Damage as a result of accident, liquid, grit, impact or lack of proper care as indicated in the operating instructions;
- Damage resulting from the use of cleaning solvents such as acetone

The Warranty does not apply if any serial number or appliance plate on the product has been tampered with, removed or defaced.

The Warranty does not apply if the product has been repossessed under any financial agreement.

The Warranty excludes accessories and consumable goods which have ceased working through normal wear and tear such as, but not limited to, batteries, lamps and other parts classifiable as a consumable part.

The Warranty does not cover the loss of any data howsoever caused. You shall be responsible for backing up and protecting data against loss, damage or destruction.

Products presented for repair may be replaced by refurbished products of the same type rather than being repaired. Refurbished parts may be used to repair the products. Replacement of the product or a part does not extend or restart the Warranty Term.

The product will be at the owner’s risk whilst in transit to and from all NAS authorised service centres, unless transported by NAS or its authorised representatives.

NAS and its authorised service centres may seek reimbursement of any costs incurred by them when the product is found to be in good working order.

The cost of claiming under this warranty, including return of any product to NAS is to be borne by the consumer.

The Warranty excludes removal or reinstallation costs.

*** All Parallel Audio products come with a 5 year warranty term, excluding Parallel Audio batteries and CD players (see below).**

Parallel Audio Limited Battery and CD Player Warranty: Batteries and CD players fitted to all Parallel Audio portable PA products carry a 3 months warranty.

For further information and warranty claims, refer to our **Support** page at www.nas.solutions.